


LC Duplex Polarity Reversible Uniboot Patch Cord | Single Mode

UNI30 Series with EZ-Flip and Release Handle Mechanism

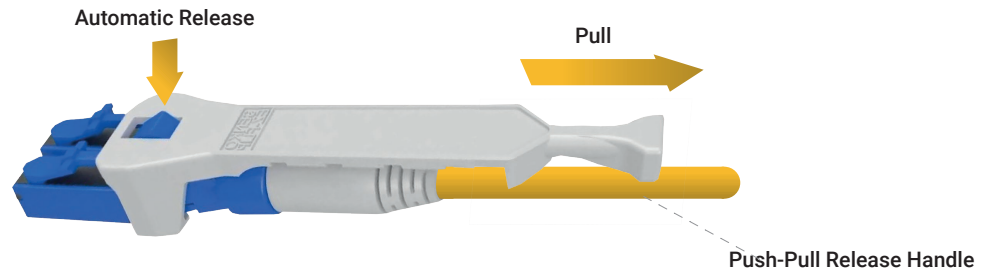
The LC uni-boot fiber patch cable have a duplex single mode LC connector on each side. The patch cord utilises a special round duplex cable that allows duplex transmission within a single 2.0mm/3.0mm cable. Our Uni-boot patch cords come with a reversible polarity mechanism mounted on the duplex LC connector body.

This polarity reversal mechanism doesn't require any tools. The LC Uni-boot's patch cord modern design, with low profile housing, is intended for high density applications. When a panel is in maximum density, an operator can easily detach stacked adapters by holding the edges of the housing or using the push-pull tap. LC EZ-FLIP® is the easiest to use and quickest polarity reversing Duplex Uni-boot connector available. Reduced profile latch mechanism and push-pull tab option for high density Data Center and Telco central office applications.




Connector Features

- Push/Pull Tab Ready for High Density applications
- Uniboot Connector aids cable management
- Polarity Reversal without twisting fiber
- Visual indication for Polarity Check
- Short boot design for reduced connector length

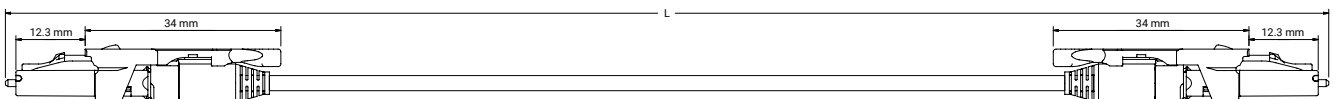


Polarity Reversal

- 1 Rotate the connector clips 180° until they are upside down
- 2 Rotate the whole of the connector housing 180° to return the clips upward



Dimensions



Unit of measurement: mm

Connector Specifications

LC Connector Compliance	IEC 61754-20 GR-326-Core RoHS
Alignment Technology	Full ceramic ferrule (Zirconia ZrO ₂)
Operating Temperature	-40°C to +85°C
Flammability	UL94 V-0
Durability	< 0.1dB typical change for > 500 matings

Color Coding



LC-UPC A2 Blue

Cable Specifications

- 2 cores round duplex fiber optic cable
- 2.0mm diameter
- Max. Tensile Strength is 300 N
- Min. Bending Radius is 15 mm
- Cable Color: Yellow

End-face Control Parameters

Geometry Inspection	UPC : IEC 61755-3-1 APC : IEC 61755-3-2
Visual Inspection	IEC 61300-3-35

Optical Performance

Insertion Loss IEC 61300-3-4 Method B	Single Mode: ≤ 0.30dB Max. 0.15dB Typ.
Return Loss IEC61300-3-6 Method B	Single Mode UPC: ≥ 50dB Single Mode APC: ≥ 60dB

Order Coding

I - PC - 02 - RND - 020 - A2 - LC(UNI30) - LC(UNI30) - 005M

Type	Type	Fiber Count	Cable Type	Diameter	Fiber Type	1. Connector	2. Connector	Length
Indoor: I	Patch Cord: PC	2 Fibers: 02	Round: RND	2.0 mm: 020	SM G.657 A2: A2	LC-UPC: LC(UNI30)	LC-UPC: LC(UNI30)	___ M