


## 2 Fibers Single Mode Breakout | 7.0 mm

### Connector Specifications

LC Connector Compliance	IEC 61754-20, TIA 604-10-A, RoHS
SC Connector Compliance	IEC 61754-4, TIA 604-3, RoHS
One Side Connector Count	2 Connectors
Alignment Technology	Full ceramic ferrule (Zirconia ZrO <sub>2</sub> )
Operating Temperature	-40°C to +85°C
Flammability	UL94 V-0
Durability	< 0.1dB typical change for > 1000 matings



### Optical Performance


Insertion Loss IEC 61300-3-4 Method B	Single Mode ≤ 0.30dB
Return Loss IEC61300-3-6 Method B	Single Mode UPC: ≥ 50dB Single Mode APC: ≥ 60dB

### Cable Specifications

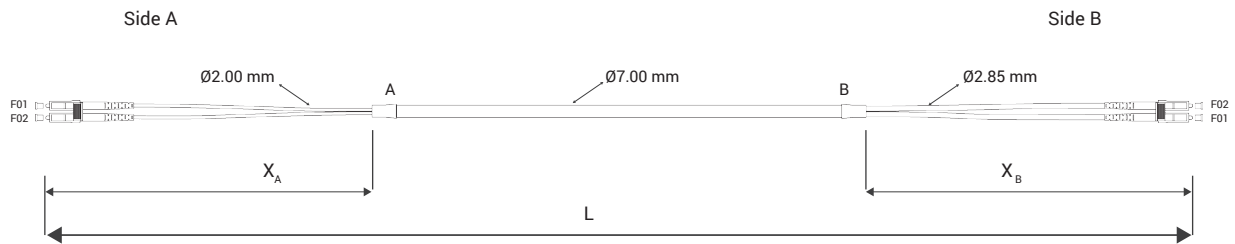

- 2 core distribution fiber optic cable
- Cable Diameter: 7.0 mm
- Sub-unit Diameter: 2.00 mm / 2.85 mm
- Length tolerance is ± 50 mm
- Max. Tensile Strength: 1600N
- Min. Bending Radius 140 mm
- Cable Color: Black

### End-face Control Parameters

Geometry Inspection	UPC : IEC 61755-3-1 APC : IEC 61755-3-2
Visual Inspection	IEC 61300-3-35



Cable Diameter	7.0 mm
Normal Tube Sub-unit Diameter (V0 Model)	2.00 mm
Metal Corrugated Sub-unit Diameter (V1 Model)	2.85 mm



\* X (Tube Length) is standard 500 mm. Please contact us for different tube length.

Sample Coding **U - PC - 02 - BO - 070 - A2 - LC/V0 - LC/V1 - 005M**

Type	Type	Fiber Count	Cable Type	Diameter	Fiber Type	1. Connector	2. Connector	Length
Universal: U	Patch Cord: PC	2 Fibers: 02	Breakout: BO	7.0 mm: 070	SM G.657 A2: A2	SC-UPC/V0: SC/V0 SC-APC/V0: SA/V0 SC-UPC/V1: SC/V1 SC-APC/V1: SA/V1 LC-UPC/V0: LC/V0 LC-APC/V0: LA/V0 LC-UPC/V1: LC/V1 LC-APC/V1: LA/V1	SC-UPC/V0: SC/V0 SC-APC/V0: SA/V0 SC-UPC/V1: SC/V1 SC-APC/V1: SA/V1 LC-UPC/V0: LC/V0 LC-APC/V0: LA/V0 LC-UPC/V1: LC/V1 LC-APC/V1: LA/V1	--- M