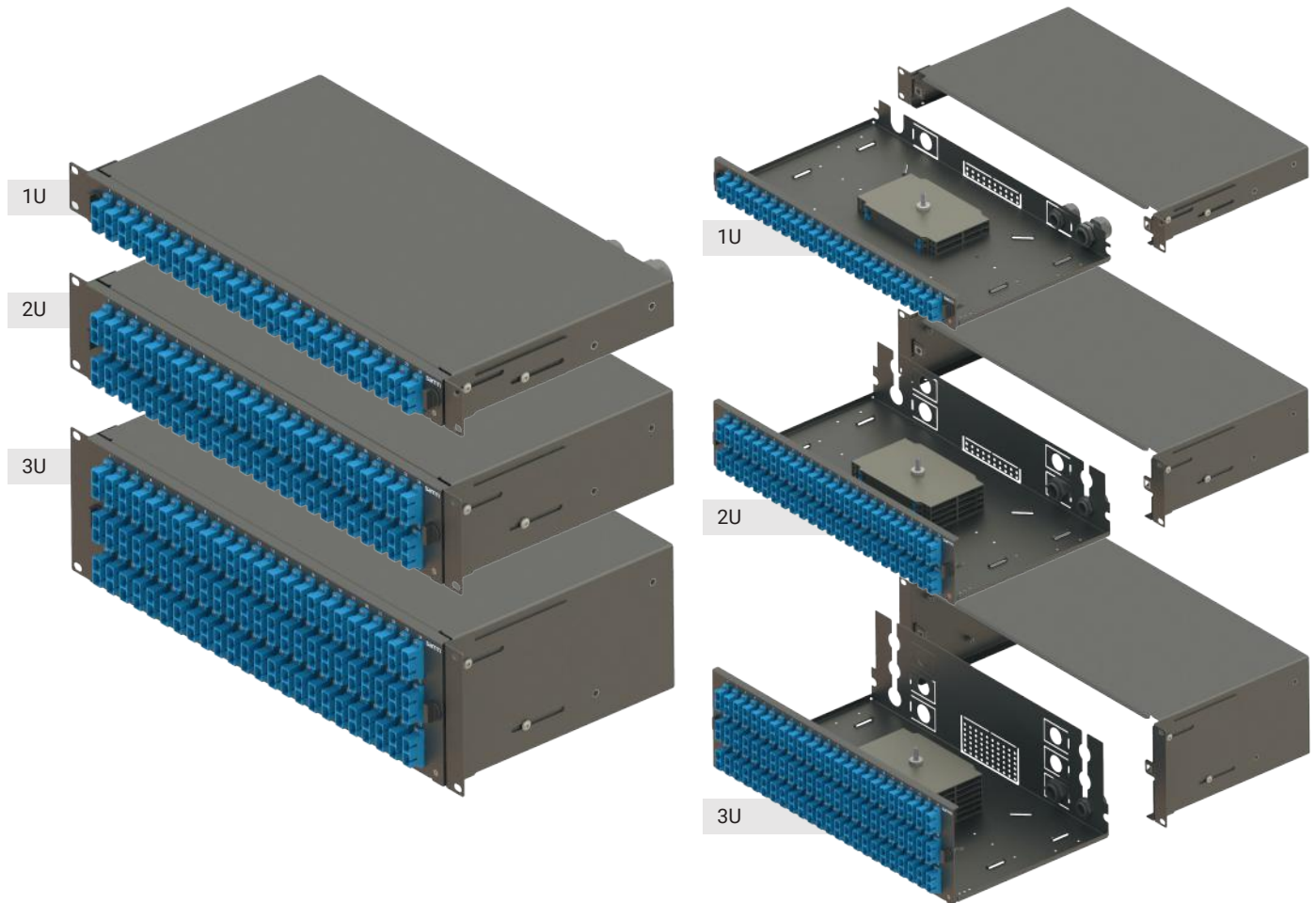


Fixed-Type Bright Series Fiber Optic Patch Panels | Mechanical-Sliding

Fixed-Type Bright Series Mechanical-Sliding Patch Panel Systems are designed for termination of up to 144 optical fibers according to the selected front panel structure. These panels can be opened and closed by sliding on the bottom surface of the side walls.

The panels are also available empty or pre-assembled with a wide variety of connector types. These types of fiber distribution panels are flexible to achieve diversified applications in the telecom room and main distribution area, to work with various adaptor fiber optic adapter/connector types such as LC/SC/FC/ST/MTP/E2000/LSH.



Features and Benefits

- Safe tray lock mechanism with two simple plastic quarter turn lock
- Robust and installer-friendly design - providing reduced installation and operating costs
- Wide range of front plate options for different types of adapters
- IP-10 Protection Rating
- Different rear cable entry options with PG16 and PG13,5 gland holes
- Screwable desing on FO adapter plates
- Adjustable depth in rack
- Powder-coated RAL 9000 (Black)
- Operating temperature: -20°C / +80°C
- 1U, 2U and 3U height options







Compliance/Certifications







ISO 9001:2015 Designed, manufactured and/or distributed under this quality management system

Flammability rating UL94 V-0

ROHS Compliant

Front Panels Options

1U Panel Options				
Front Panels	Panel Code	Adapter Type	Adapter Count	Order Code
	FP01	SC Simplex LC Duplex LSH Simplex	12	BSFXD-1U-MSV0-FP01-EMPTY
	FP02	SC Duplex LC Quad	12	BSFXD-1U-MSV0-FP02-EMPTY
	FP03	SC Simplex LC Duplex LSH Simplex	24	BSFXD-1U-MSV0-FP03-EMPTY
	FP04	SC Duplex LC Quad	24	BSFXD-1U-MSV0-FP04-EMPTY
	FP05	SC Simplex LC Duplex LSH Simplex	24	BSFXD-1U-MSV0-FP05-EMPTY
	FP06	FC Simplex ST Simplex	24	BSFXD-1U-MSV0-FP06-EMPTY

2U Panel Options				
Front Panels	Panel Code	Adapter Type	Adapter Count	Order Code
	FP01	SC Simplex LC Duplex LSH Simplex	24	BSFXD-2U-MSV0-FP01-EMPTY
	FP02	SC Duplex LC Quad	24	BSFXD-2U-MSV0-FP02-EMPTY
	FP03	SC Simplex LC Duplex LSH Simplex	48	BSFXD-2U-MSV0-FP03-EMPTY
	FP04	SC Duplex	48	BSFXD-2U-MSV0-FP04-EMPTY
	FP05	SC Simplex LC Duplex LSH Simplex	48	BSFXD-2U-MSV0-FP05-EMPTY
	FP06	FC Simplex ST Simplex	48	BSFXD-2U-MSV0-FP06-EMPTY

Front Panels Options

3U Panel Options				
Front Panels	Panel Code	Adapter Type	Adapter Count	Order Code
	FP01	SC Simplex LC Duplex LSH Simplex	36	BSFXD-3U-MSV0-FP01-EMPTY
	FP02	SC Duplex LC Quad	36	BSFXD-3U-MSV0-FP02-EMPTY
	FP03	SC Simplex LC Duplex LSH Simplex	72	BSFXD-3U-MSV0-FP03-EMPTY
	FP04	SC Duplex	72	BSFXD-3U-MSV0-FP04-EMPTY
	FP05	SC Simplex LC Duplex LSH Simplex	72	BSFXD-3U-MSV0-FP05-EMPTY
	FP06	FC Simplex ST Simplex	72	BSFXD-3U-MSV0-FP06-EMPTY

Standard Panel Accessories

Picture	Description	Picture	Description
	Gland Set for Cable Entry 1 Pc of PG16 Gland + Nut 1 Pc of PG13,5 Gland + Nut		1 Set of M6 Rack Mounting Set
	6 Pcs of Adhesive Bunny Clips		4 Pcs of Tire wrap (2.5x100)mm

Order Codes for Splice Kits

Picture	Description of Splice Kits	Order Code
	Splice Tray Kit 1: 1x12F Tray + 12 Pcs of Splice Protectors	BS-SPLKIT1-12F-1T-BLK
	Splice Tray Kit 2: 1x24F Tray + 24 Pcs of Splice Protectors	BS-SPLKIT2-24F-1T-BLK
	Splice Tray Kit 3: 2x12F Tray + 24 Pcs of Splice Protectors	BS-SPLKIT3-24F-2T-BLK
	Splice Tray Kit 4: 2x24F Tray + 48 Pcs of Splice Protectors	BS-SPLKIT4-48F-2T-BLK
	Splice Tray Kit 5: 4x12F Tray + 48 Pcs of Splice Protectors	BS-SPLKIT5-48F-4T-BLK
	Splice Tray Kit 6: 4x24F Tray + 96 Pcs of Splice Protectors	BS-SPLKIT6-96F-4T-BLK
	Splice Tray Kit 7: 6x12F Tray + 72 Pcs of Splice Protectors	BS-SPLKIT7-72F-6T-BLK
	Splice Tray Kit 8: 6x24F Tray + 144 Pcs of Splice Protectors	BS-SPLKIT8-144F-6T-BLK

Ordering Coding 19" Front Patch Shelves

(sample coding)

BSFXD - 1U - MSV0 - FP02 - SPLKIT2 - A2 - SC - DX - 24


Height		Front Panel		Splice Kit		Fiber Type		Connector		Port Options		Fiber Count	
1U	1 Unit Height	Panel-01:	FP01	Empty:	NN	Empty:	NN	Empty:	NN	Empty:	NN	Empty:	00
2U	2 Unit Height	Panel-02:	FP02	Splice Kit 1:	SPLKIT1	G657.A1:	A1	SC/UPC:	SC	Simplex:	SX	12 Fibers:	12
3U	3 Unit Height	Panel-03:	FP03	Splice Kit 2:	SPLKIT2	G657.A2:	A2	SC/APC:	SA	Duplex:	DX	24 Fibers:	24
		Panel-04:	FP04	Splice Kit 3:	SPLKIT3	G652.OM2:	M2	LC/UPC:	LC	Quad:	QD	36 Fibers:	36
		Panel-05:	FP05	Splice Kit 4:	SPLKIT4	G652.OM3:	M3	LC/APC:	LA			48 Fibers:	48
		Panel-06:	FP06	Splice Kit 5:	SPLKIT5	G652.OM4:	M4	FC/UPC:	FC			72 Fibers:	72
				Splice Kit 6:	SPLKIT6			FC/APC:	FA			96 Fibers:	96
				Splice Kit 7:	SPLKIT7			ST/UPC:	ST			144 Fibers:	144
				Splice Kit 8:	SPLKIT8			E2000/UPC:	E2				
								E2000/APC:	EA				

Cable Entry options

PG13.5 Cable Entry Hole / PG16 Cable Entry Hole



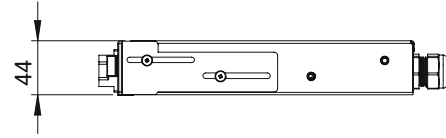
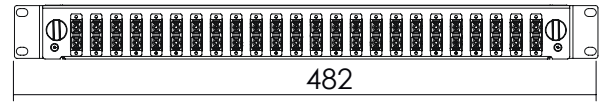
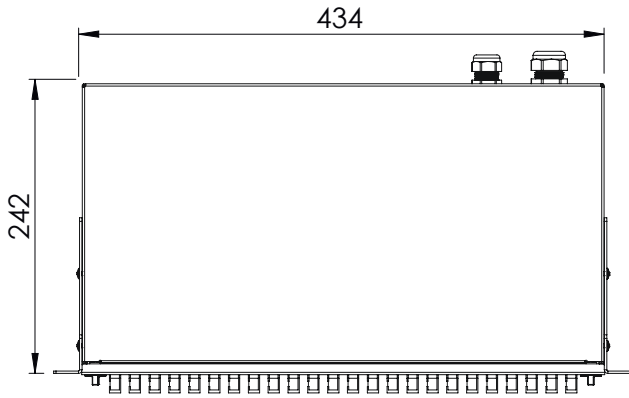
PG13.5 Cable Entry Hole Angled / PG16 Cable Entry Hole



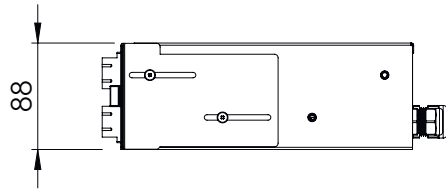
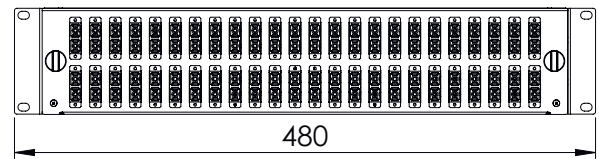
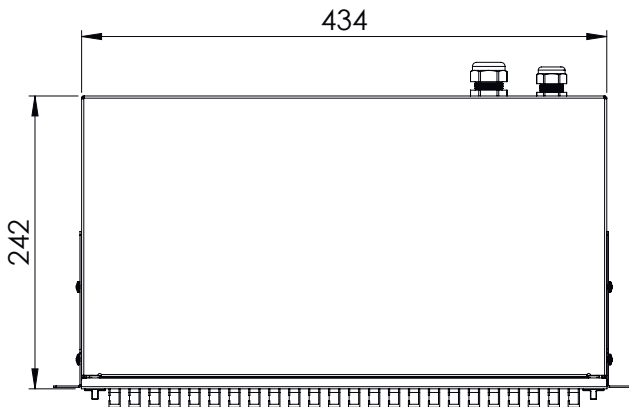
Cable Positioning in PG16 and PG13.5 Glands

Dimensions

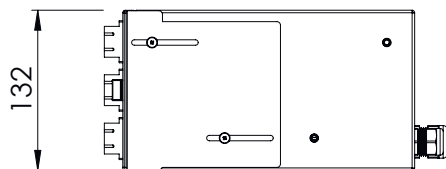
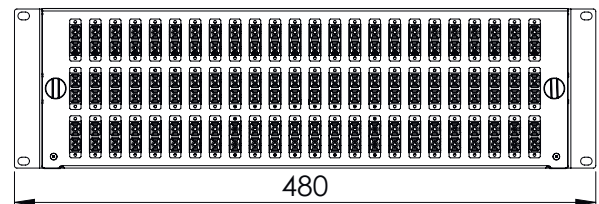
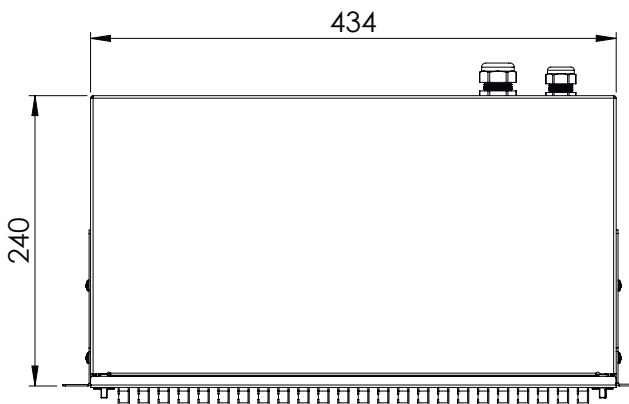
1U



2U



3U



Packing

Front Panels	1U	2U	3U
Package Dimensions	500x280x50 mm	500x280x100 mm	500x280x150 mm
Package Weight	2.6 kg	4 kg	5 kg