


Fixed-Type Bright Series Fiber Optic Patch Panels | Mechanical-Sliding, 1U

Fixed-Type Bright Series Mechanical-Sliding Patch Panel Systems are designed for termination of up to 96 optical fibers according to the selected front panel structure. These panels can be opened and closed by sliding on the bottom surface of the side walls.

The panels are also available blank or pre-assembled with a wide variety of connector types up to 96 Fiber capacities. 1U fiber distribution panels are flexible to achieve diversified applications in the telecom room and main distribution area, to work with various adaptor fiber optic adapter/connector types such as LC/SC/FC/ST/MTP/E2000/LSH.



Features and Benefits

- Safe tray lock mechanism with two simple plastic quarter turn lock
- Robust and installer-friendly design - providing reduced installation and operating costs
- Wide range of front plate options for different types of adapters
- Different rear cable entry options with PG16 and PG13,5 gland holes
- Screwable desing on FO adapter plates
- Adjustable depth in rack
- Powder-coated RAL 9000 (Black)
- Operating temperature: -20°C / +80°C

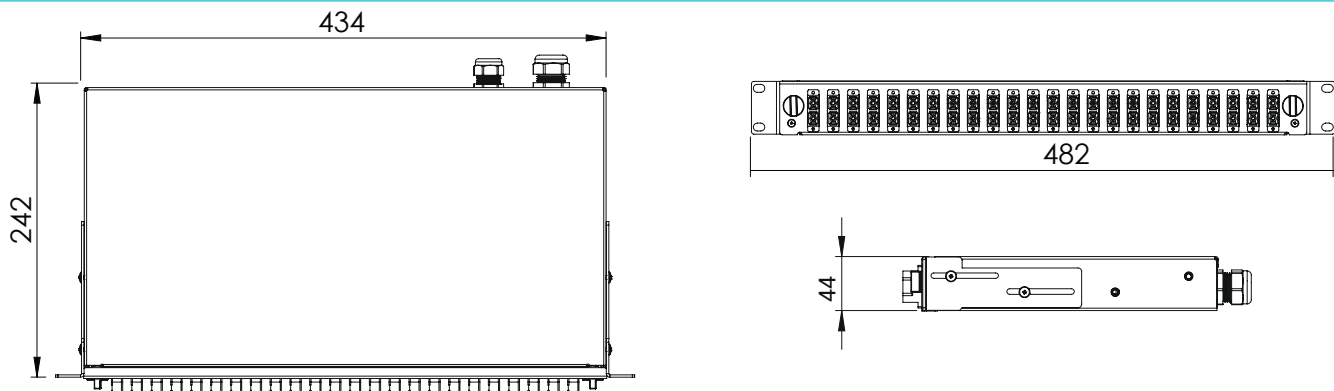
Compliance/Certifications

ISO 9001:2015 Designed, manufactured and/or distributed under this quality management system

Flammability rating UL94 V-0

ROHS Compliant

Dimensions



Front Panels Options

Choose Front Panel			
Front Panels	Panel Code	Available Adapters	Order Code
	FP01	12 SC Simplex LC Duplex LSH Simplex	BSFXD-1U-MSV0-FP01-EMPTY
	FP02	12 SC Duplex LC Quad	BSFXD-1U-MSV0-FP02-EMPTY
	FP03	24 SC Simplex LC Duplex LSH Simplex	BSFXD-1U-MSV0-FP03-EMPTY
	FP04	24 SC Duplex LC Quad	BSFXD-1U-MSV0-FP04-EMPTY
	FP05	24 SC Simplex LC Duplex	BSFXD-1U-MSV0-FP05-EMPTY
	FP06	24 FC Simplex ST Simplex	BSFXD-1U-MSV0-FP06-EMPTY

Order Codes for Splice Kits

Picture	Description	Order Code
	Single Splice Kits	Order Code
	Splice Tray Kit 1: 1x12F Tray + 12 Pcs of Splice Protectors Splice Tray Kit 2: 1x24F Tray + 24 Pcs of Splice Protectors	BS-SPLKIT1-12F-1T-BLK BS-SPLKIT2-24F-1T-BLK
	Group Splice Kits	Order Code
	Splice Tray Kit 3: 2x12F Tray + 24 Pcs of Splice Protectors Splice Tray Kit 4: 2x24F Tray + 48 Pcs of Splice Protectors	BS-SPLKIT3-24F-2T-BLK BS-SPLKIT4-48F-2T-BLK
	Group Splice Kits	Order Code
	Splice Tray Kit 5: 4x12F Tray + 48 Pcs of Splice Protectors Splice Tray Kit 6: 4x24F Tray + 96 Pcs of Splice Protectors	BS-SPLKIT5-48F-4T-BLK BS-SPLKIT6-96F-4T-BLK





Ordering Coding 19" Front Patch Shelves

(sample coding)

BSFXD - 1U - MSV0 - FP02 - SPLKIT2 - A2 - SC - DX - 24

Rail System	Front Panel	Splice Kit	Fiber Type	Connector	Port Options	Fiber Count
Mechanical Sliding: MSV0	Panel-01: FP01 Panel-02: FP02 Panel-03: FP03 Panel-04: FP04 Panel-05: FP05 Panel-06: FP06	Splice Tray Kit 1: SPLKIT1 Splice Tray Kit 2: SPLKIT2 Splice Tray Kit 3: SPLKIT3 Splice Tray Kit 4: SPLKIT4 Splice Tray Kit 5: SPLKIT5	Empty: NN G657.A1: A1 G657.A2: A2 G652.OM2: M2 G652.OM3: M3 G652.OM4: M4	Empty: NN SC/UPC: SC SC/APC: SA LC/UPC: LC LC/APC: LA FC/UPC: FC FC/APC: FA ST/UPC: ST E2000/UPC: E2 E2000/APC: EA	Empty: NN Simplex: SX Duplex: DX Quad: QD	Empty: NN 12 Fibers: 12 24 Fibers: 24 48 Fibers: 48

Standard Panel Accessories


Picture	Description	Picture	Description
	Gland Set for Cable Entry 1 Pc of PG16 Gland + Nut 1 Pc of PG13,5 Gland + Nut		1 Set of M6 Rack Mounting Set
	6 Pcs of Adhesive Bunny Clips		4 Pcs of Tire wrap (2.5x100)mm

Cable Entry options

PG13.5 Cable Entry Hole / PG16 Cable Entry Hole



PG13.5 Cable Entry Hole Angled / PG16 Cable Entry Hole



Cable Positioning in PG16 and PG13.5 Glands

Packing



Package Dimensions	500x280x50 mm
Package Weight	2.53 kg